



Flash Report 2023

INFOGRAFICA

a cura di
Osservatorio delle Povertà e delle Risorse

2024



CON LE PERSONE



CON LE COMUNITÀ

CON LE PERSONE






ASCOLTO

Centro di Ascolto Porta Aperta


	PERSONE TOTALI	ITALIANI E STRANIERI	UOMINI E DONNE	PRIMI ASCOLTI	INCONTRI
2023	407	<p>italiani 132 stranieri 275</p>	<p>uomini 301 donne 106</p>	186	1386
2022	349	<p>italiani 247 stranieri 102</p>	<p>uomini 234 donne 115</p>	130	1368
2021	306	<p>italiani 236 stranieri 70</p>	<p>uomini 194 donne 112</p>	134	1496
2020	298	<p>italiani 227 stranieri 71</p>	<p>uomini 205 donne 93</p>	114	978
2019	366	<p>italiani 280 stranieri 86</p>	<p>uomini 255 donne 111</p>	133	1311



ASCOLTO


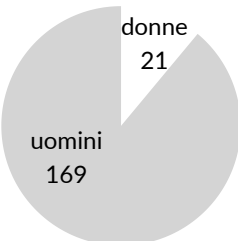



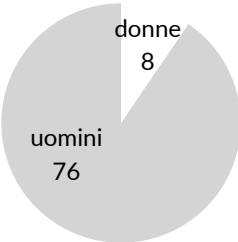


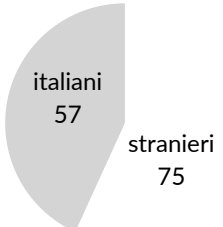
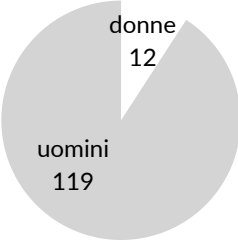


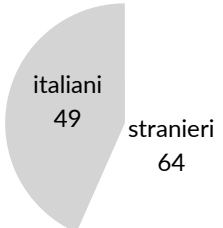
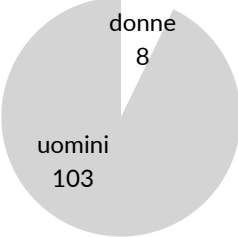


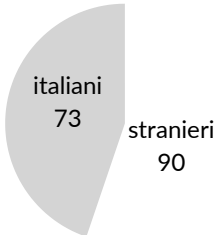
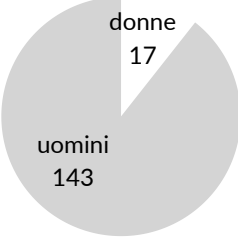


Centro di Ascolto in Sincro (attivi n. 31)


	PERSONE TOTALI	ITALIANI E STRANIERI	UOMINI E DONNE	PRIMI ASCOLTI	INCONTRI
2023	1.943	 italiani 638 stranieri 1305	 uomini 692 donne 1251	461	22.169
2022	1.810	 italiani 602 stranieri 1208	 uomini 667 donne 1143	462	20.572
2021	1.815	 italiani 655 stranieri 1160	 uomini 724 donne 1091	462	17.563
2020	2.179	 italiani 870 stranieri 1309	 uomini 918 donne 1261	579	16.570
2019	2.250	 italiani 860 stranieri 1390	 uomini 962 donne 1288	547	18.887



ASCOLTO

Unità di Strada


	PERSONE TOTALI	ITALIANI E STRANIERI	UOMINI E DONNE	INCONTRI	INCONTRI PER PERSONA
2023	190			 595	 3
2022	84			 506	 6
2021	132			 755	 6
2020	113			 822	 7
2019	163			 1041	 6



CIBO

Mensa Menni


	OSPITI TOTALI	ITALIANI	STRANIERI	PASTI MEDI
2023	1.944	<div><div>453</div></div>	<div><div>1491</div></div>	<div><div>33</div></div>
2022	1.687	<div><div>398</div></div>	<div><div>1289</div></div>	<div><div>30</div></div>
2021	1.191	<div><div>327</div></div>	<div><div>864</div></div>	<div><div>40</div></div>
2020	Nel 2020, causa Covid-19, il cambio della modalità di distribuzione pasti (da self-service a asporto) non ha reso possibile la raccolta dati rispetto agli ospiti.			
2019	1.513	<div><div>403</div></div>	<div><div>1110</div></div>	<div><div>31</div></div>



SOSTEGNO ECONOMICO

a cura del Centro di Ascolto Porta Aperta

INTERVENTI
EFFETTUATI




di cui

- 179 tramite ticket alimentari
- 150 tramite ticket sanitari

anno 2023


CON LE
PERSONE



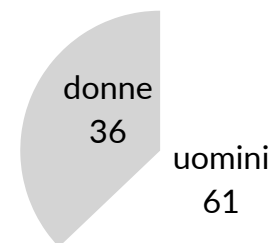
LAVORO

PERSONE INCONTRATE TOTALI

2023



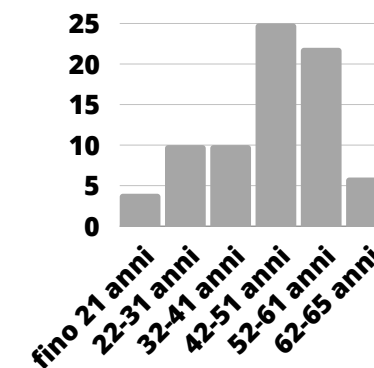
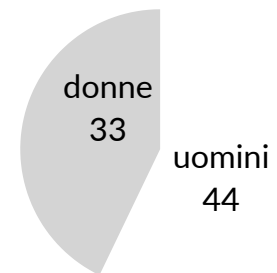
UOMINI E DONNE



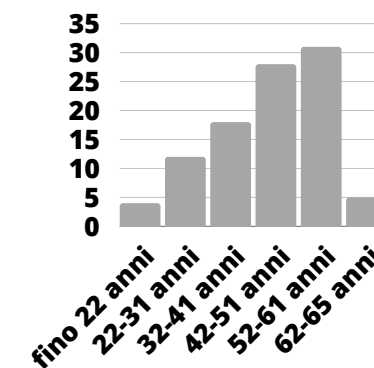
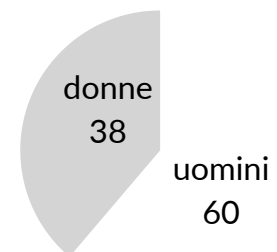

FASCE DI ETA'

N.D.


2022



2021



Nel 2020, causa Covid-19, il progetto di inserimento lavorativo ha subito una battuta d'arresto.



TETTO

Rifugio Caritas









* Nel 2020, causa Covid-19, il Rifugio è passato da emergenza notturna a accoglienza h24, con annesso cambio di organizzazione dei tempi di permanenza.

	OSPITI TOTALI	ITALIANI	STRANIERI	PRESENZE	NOTTI MEDIE
2023	48	<div><div>18</div></div>	<div><div>30</div></div>	<div><div><div></div></div><div>5898</div></div>	<div><div>123</div><div></div></div>
2022**	56	<div><div>24</div></div>	<div><div>32</div></div>	<div><div><div></div></div><div>6377</div></div>	<div><div>114</div><div></div></div>
2021	47	<div><div>24</div></div>	<div><div>23</div></div>	<div><div><div></div></div><div>6921</div></div>	<div><div>147</div><div></div></div>
2020*	53	<div><div>28</div></div>	<div><div>25</div></div>	<div><div><div></div></div><div>6111</div></div>	<div><div>115</div><div></div></div>
2019	92	<div><div>40</div></div>	<div><div>52</div></div>	<div><div><div></div></div><div>5466</div></div>	<div><div>59</div><div></div></div>




TETTO

Accoglienza Notturna Invernale (da dicembre ad aprile)

	OSPITI TOTALI	ITALIANI	STRANIERI	PRESENZE	NOTTI MEDIE
2023	85	 23	 62	 1591	 18
2022**	14	 3	 11	 128	 9

*L'Accoglienza Notturna Invernale ha preso avvio in data 10 dicembre 2022




TETTO Housing Sociale


ALLOGGI
DISPONIBILI



PERSONE
INSERITE




nucleo
familiare




singoli

anno 2023


CON LE
PERSONE




ACCOGLIENZA RICHIEDENTI ASILO



DATI AL 31/12/2023

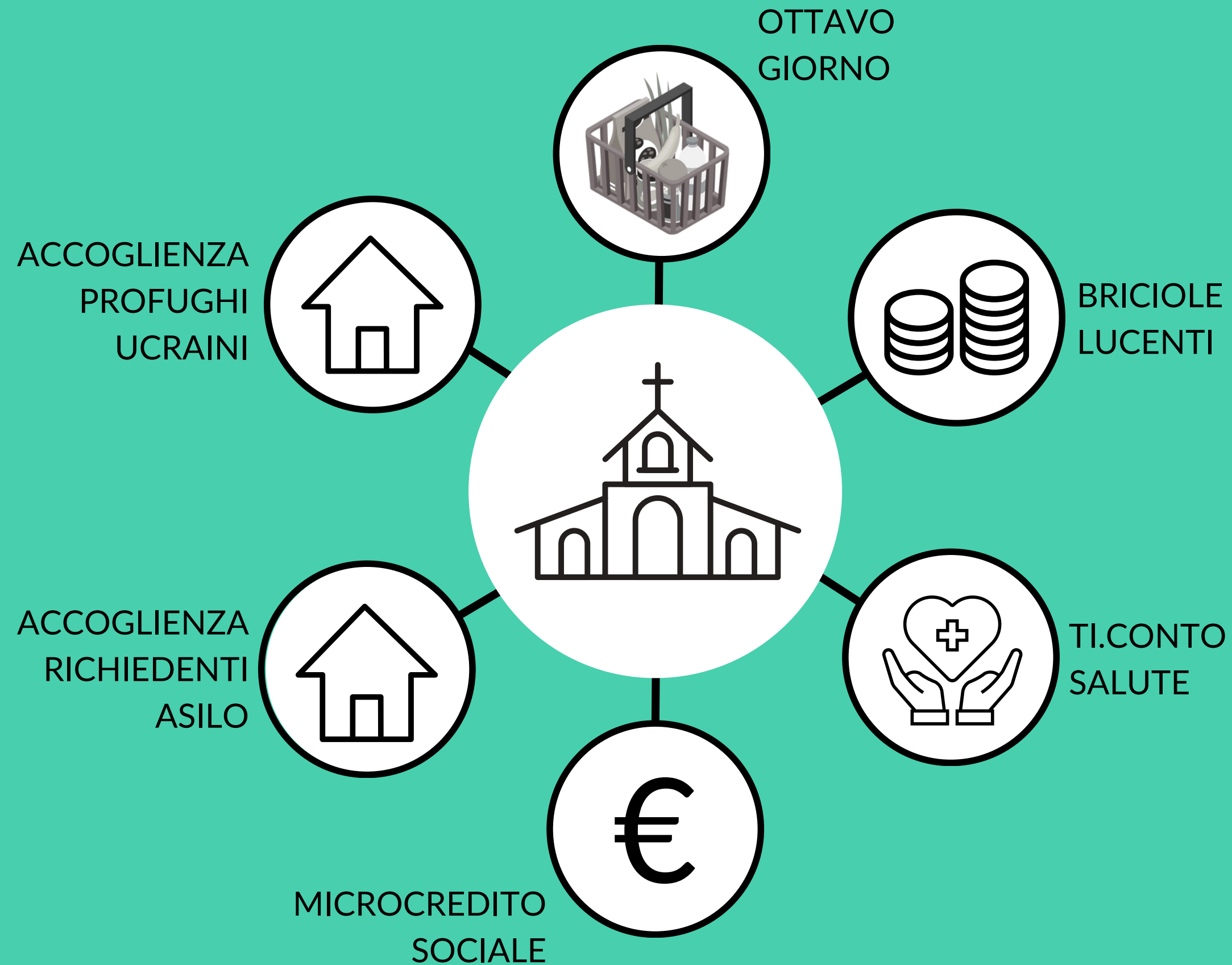


ACCOGLIENZA PROFUGHI UCRAINI



DATI AL 31/12/2023

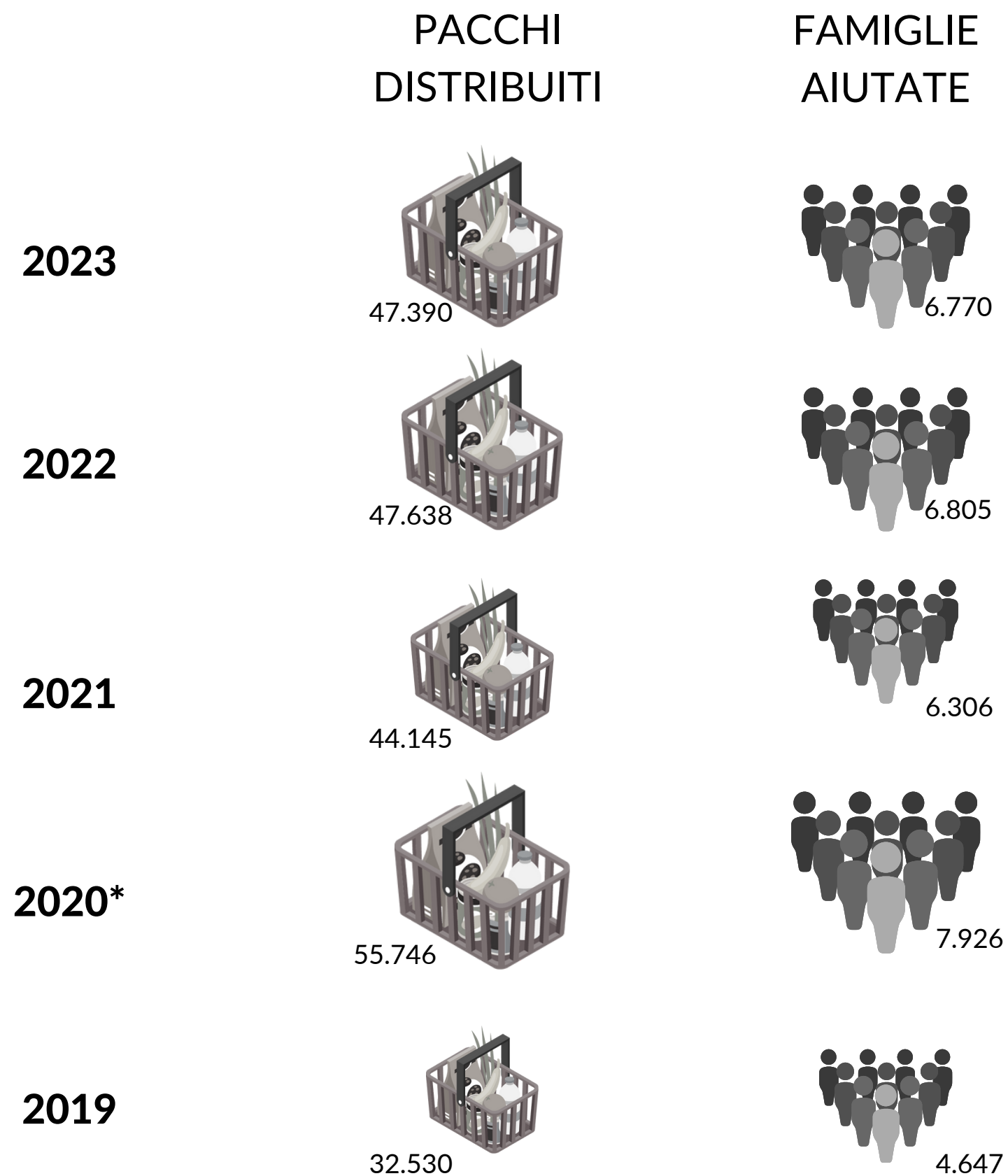
CON LE COMUNITÀ






MAGAZZINO OTTAVO GIORNO





















Parrocchie attive n. 98



* Nel 2020, causa Covid-19, il magazzino ha beneficiato di molte donazioni di beni alimentari che hanno permesso di far fronte alle richieste crescenti.



FONDO BRICIOLE LUCENTI

	PARROCCHIE RICHIEDENTI	PERSONE INTERESSATE	FAMIGLIE BENEFICIARIE	CAUSA: MANCANZA LAVORO
2023	 76	 3.200	 1.017	 46%
2022	 74	 3.424	 1.068	 49%
2021	 65	 3.699	 1.112	 59%
2020	 76	 3.512	 975	 63%
2019	 67	 3.400	 1.029	 56%



FONDO TI.CONTO SALUTE

a sostegno di interventi socio-sanitari

PARROCCHIE
RICHIEDENTI



18

PERSONE
BENEFICIARIE



142


CENTRO DI ASCOLTO
PORTA APERTA


















150 erogazioni


anno 2023

CON LE
COMUNITÀ



MICROCREDITO SOCIALE


	PARROCCHIE PARTNER	BENEFICIARI	SPESE LEGATE A CASA
2023	 374	 32	 47%
2022	 374	 28	 21%
2021	 374	 17	 59%
2020	 374	 55	 74%
2019	 374	 59	 45%




ACCOGLIENZA RICHIEDENTI ASILO



DATI AL 31/12/2023



ACCOGLIENZA PROFUGHI UCRAINI



DATI AL 31/12/2023



Flash Report 2023

INFOGRAFICA

CON LE **PERSONE** - CON LE **COMUNITÀ**

a cura dell'Osservatorio delle Povertà e delle Risorse
di Caritas Diocesana di Brescia

2024

Per approfondire, vedi il documento "Flash Report 2023" disponibile in www.caritasbrescia.it